



**Mighty Writer**

# Mighty Writer -- Teacher's Guide --



Assembly video available at  
[www.mightywriter.co.uk](http://www.mightywriter.co.uk)



Check out the Teach Primary  
Product Review on our website



**teach  
PRIMARY**  
Outstanding advice from the UK's top education advisors

**Teach  
Reading  
& Writing**  
BRILLIANT IDEAS FOR LITERACY ACROSS THE CURRICULUM

Transforms  
children's literacy  
almost overnight!

Results  
Guaranteed



# Contents

- 02. Introducing Mighty Writer
- 03. What is Mighty Writer?
- 06. Who created Mighty Writer?
- 07. The Journey So Far
- 08. Mighty Writer – Vision and Mission
- 09. What teachers say about Mighty Writer
- 10. What children say about Mighty Writer
- 11. Why should your school invest in Mighty Writer?
- 12. How does Mighty Writer support the National Curriculum Goals for Literacy?
- 13. A Mighty Writer Lesson Plan
- 15. Mighty Writer Prices
- 16. How to order your Mighty Writer

## Introducing Mighty Writer

**Mighty Writer transforms children's literacy almost overnight - enabling children of all ages and abilities to become independent, confident and capable writers.**



Mighty Writer complements existing teaching techniques, allowing teachers to support and nurture their pupils to develop the core skills of speaking, story planning and writing. It supports the teaching of both fictional and non fictional writing. It is also an excellent learning tool for those who have English as an Additional Language (EAL) or Special Educational Needs (SEN).





# What is Mighty Writer?



Mighty Writer simplifies the traditionally complex process of learning to write. It does so in a manner that inspires children of all abilities; nurturing the skills of speech, story planning and writing.

**In pre-launch tests, teachers scored Mighty Writer an overall 9.7 out of 10 for helping children to learn vital literacy lessons:**

10  
10

**Have the children made significant progress?**

9.8  
10

**How engaged are the children?**

9.6  
10

**Are the children interacting?**

9.9  
10

**Does Mighty Writer encourage the children to speak?**

9.6  
10

**Are the children keen to write their sentences on paper?**

Teachers reported great enthusiasm about the progress of children, including significant improvement in writing sentences and use of punctuation. Children started creating more complex stories, transforming reluctant writers into those who avidly enjoyed the process.

## Contents

The Mighty Writer process is one centred on a mat that enables children to create or recount their own stories. Around its perimeter are various toolbars, each contributing to the make-up of the tale. The right toolbar contains sculpted punctuation, the left sculpted sentence openers and conjunctions. The accompanying top tool bars house images linked to a variety of topics and themes, aiding teachers throughout the academic year. A standard set is made-up of illustrations depicting locations, living things, objects and environments. Extra themed images on

toolbars can be purchased separately. Other topics and themes will be available depending on demand.

Significantly, Mighty Writer equips teachers to demonstrate each part of the writing process – whether it be retelling, planning, editing or creating. They control the type and amount of images within the toolbar, as well as the number of sentence openers, conjunctions and symbols to be included at any stage. A visual aid, Mighty Writer helps teachers focus their teaching accordingly.

## Process

Just how Mighty Writer is introduced will be dependent on the ability of the child. Some may be encouraged to begin creating a story map of images alone, introducing sentence mats gradually. Over time however they will form structured sentences which grow in complexity as and when their skills develop.

The sentence mats themselves are sculpted

to fit the words at hand. Sentence openers, conjunctions and punctuation form scaffolding around each sentence, underlining the need for good grammar. Additional symbols come in the shape of adjectives, emotions, verbs and adverbs and these tiles can be placed anywhere on the mat, allowing a story to flow with the use of arrows between sentences.

**Every child will ultimately build a story sentence by sentence, all with a coherent structure.**

Thereafter they are encouraged to revisit, amend, improve and expand the story as much as possible.

The Mighty Writer approach is a visual one, ensuring it is fun and easy to use. That enjoyment will reap instant rewards, as children create stories that not only boast a comprehensive structure but make sense and flow as intended. They can retell their story as many times as they need to - or the teacher feels necessary - until they feel completely at ease with it.

## Transcribing

Once a story is laid out in pictorial form the next step is to transcribe it. The aforementioned scaffolding that surrounds each sentence will allow children to transcribe very easily – all whilst using sentence openers, capitals, conjunctions, adjectives, verbs and punctuation correctly.

To enable pupils to work both individually or in pairs, Mighty Writer invites teachers to print off headed A3/A4 Mighty Writer plans. Every sheet contains a series of sentences printed upon it, complete with a symbol key that allows children to create stories in the same manner, and with the same symbols, as they do the main mat. Most importantly, these are differentiated to meet the requirements of different learners.




## Who created Mighty Writer?

### Our Story

#### Emma Ralph BA Hons QTS

Up until very recently Emma was an Assistant Head Teacher at a primary school where she was charged with the driving up of school standards. Her areas of responsibility included management of Foundation Stage and Key Stage 1 (4-7 year olds), Special Educational Needs Coordinator (Senco) and as part of the management team overseeing and coordinating the work of Teaching Assistants (TA's) and organising Professional Development for all staff.

Her teaching career has spanned 17 years and during that time she has gained a wealth of knowledge and expertise with regard to how children learn, teaching and management and implementing effective changes to ensure the raising of standards.



Her area of expertise is literacy and she has a qualification in teaching children to read and write in order to excel their progress.

#### David Ralph MBA MSc

David has a background in improving company performances through the effective development of people and processes in the manufacturing and operations sector where he has had a series of successful directorships in transforming roles. During this period he has been a great advocate of the use of mind maps and how the brain can use images as an incredibly powerful tool to create, structure and recall stories. These were seeds of an idea that became Mighty Writer.



# The Journey So Far

## Passionate about developing people

In the separate careers of Emma and David, they have both remained passionate about developing the people in their care to their maximum ability. Emma, in her role as an Assistant Head Teacher of a Primary School, saw the need for a resource that would allow children to achieve their writing potential. David has previously set up successful cultures of empowerment that have turned organisational performance around. Their skills complimented

one another and they realised they could make a significant difference to children's writing by designing and manufacturing their own teaching resource.

Over the next two years and after much hard work, heartache and cuttings on the dining room floor, they finally had their "Eureka" moment.

## Mighty Writer was born!

Over the next 18 months they tested Mighty Writer on individual children and in schools across the south of England under a protocol to measure children's improvement using a prototype version of the resource. **They had incredible results.** In pre-launch tests, teachers scored Mighty Writer an overall 9.7 out of 10 for helping children to learn vital literacy lessons:

**Have the children made significant progress? - 10/10**

**How engaged are the children? - 9.8/10**

**Are the children interacting? - 9.6/10**

**Does Mighty Writer encourage the children to speak? - 9.9/10**

**Are the children keen to write their sentences on paper? - 9.6/10**

Teachers reported great enthusiasm about the progress of children, including significant improvement in writing sentences and use of punctuation. Children started creating more complex stories, transforming reluctant writers into those who avidly enjoyed the process.

Independent and well known children's authors including Alan Durant, Steve Bowkett and Wes Magee have endorsed the learning resource. In fact Alan Durant and his wife were so excited by the project that his wife trialled it in her school where she is a teacher and reported that it made a real difference.

# Mighty Writer – Vision and Mission

## Transforming children's writing!

### Our Vision

**We believe that every child should have the opportunity to become an independent, confident and capable writer.**

**Imagine a future where the challenging process of learning to write is embraced and enjoyed by all children; complete with equal access to inspiring resources, which teachers are excited to use.**

**Mighty Writer allows pupils of all abilities to engage with complex literacy skills; developing competence earlier, faster and with greater enthusiasm.**

**Together we can write a stronger academic future for every child.**

### Our Mission

**We are on a #MightyMission - to transform the literacy of every child on the planet, reaching at least 1 million children by 2021!**

**We are already on our way to achieving this dream - tens of thousands of children across Europe, Africa, Asia and beyond are improving their literacy skills using Mighty Writer in their classrooms.**

**Our mission could revolutionise how literacy is taught in your school. Don't just take our word for it – read our testimonials [here!](#)**



## What teachers say about Mighty Writer

Mighty Writer works in conjunction with existing teaching techniques

Incorporating Mighty Writer into lesson planning does not cause an increased workload

There are no other resources like Mighty Writer available on the market

It is suitable for a wide range of ages and abilities

It is a flexible resource that can cover multiple genres including non-fiction, poetry etc.

Mighty Writer is an excellent teaching and learning resource for children with Special Educational Needs (SEN)

It can be tailored to support children with English as an additional language (EAL)

## What children say about Mighty Writer

It makes learning to write easier



It is interesting to use

My whole class can use it to help us understand how to write

Creating stories is fun

It is easy to see how sentences are made

It is fun, colourful and creative



## Why should your school invest in Mighty Writer?

Brand new, innovative and multisensory resource

Proven to significantly enhance children's progress in writing

Comprehensive, whole school approach building a sound understanding of how to be a writer

Engages and motivates children of all abilities to acquire understanding and apply skills effectively

Simplifies the teaching of writing




## How does Mighty Writer support the National Curriculum Goals for Literacy?

Visualises the different parts of speech to develop sentence construction

Able to cover many objectives simply and effectively with everything in one place

Engages children in each step of the writing process from speaking in sentences to the written completion of whole stories and recounts

Enables children to internalise and apply a wide range of speaking and listening, reading and writing concepts and skills



# A Mighty Writer Lesson Plan - Retelling A Known Story

## Learning Objectives

- To become very familiar with key stories, fairy stories and traditional tales, retelling them and considering their particular characteristics.
- To plan or say out loud what they are going to write about.
- To compose a sentence orally before writing it.
- To sequence sentences to form short narratives.
- To re-read what they have written to check that it makes sense.
- To discuss what they have written with the teacher or other pupils.
- To write down ideas and/or key words, including new vocabulary.
- To encapsulate what they want to say, sentence by sentence.



## Learning Outcomes

- Can retell and talk about key stories.
- Can check plan makes sense.
- Can talk about and plan a retelling in sequence.
- Can follow plan to write story.

## Resources

Mighty Writer mat with relevant toolbars. Mighty Writer plans (differentiated)

## Shared Reading/Writing

Talk to the children about the story they have heard. Recall the main events.

Ask questions such as;

- Who were the main characters?
- Can you remember what happened at the beginning/middle/end?
- What was your favourite part of the story? Why?



Explain to children we will use Mighty Writer to retell the story.

Work through the story from the beginning starting with the green sentence mat and choosing the

relevant connectives, images and punctuation to sequence the story. Link the sentence mats with arrows to show the correct sequence. As you complete each sentence go back and retell it so children retain and become increasingly familiar with the detail of the retelling. As you go through the story ask questions such as;

- What happened next?
- How do I know when to use the orange/red mats to represent the middle/end of the story?

Work with the children to choose which words are represented with an image to enable recall of each individual sentence. You can use blank tiles to add in more images to the retelling.

Once the retelling is complete retell the whole story. Use actions for key words as you may normally do to support children to retain the detail and order. Do this several times until children are confident.

## Shared Sentence/ Word Work

Talk to children during the retelling about words used to describe key characters and events and how these could be represented or remembered. Eg. Use a blank tile to write a key word above a sentence, use a face to represent a particular feeling.

## Guided Group Tasks

Retell story in small group. Can children recall from memory without referring to Mighty Writer mat? Children use own Mighty Writer plans to work individually to plan own retelling with support from teacher.

## Independent Activities

Use own Mighty Writer plans to retell story independently either individually or in pairs. Practice retelling and checking for sense.

## Extension Activities











Children can be encouraged to add increasing detail to their own retellings through their own choice of words, images and punctuation to help them recall and retain their ideas.

## Plenary

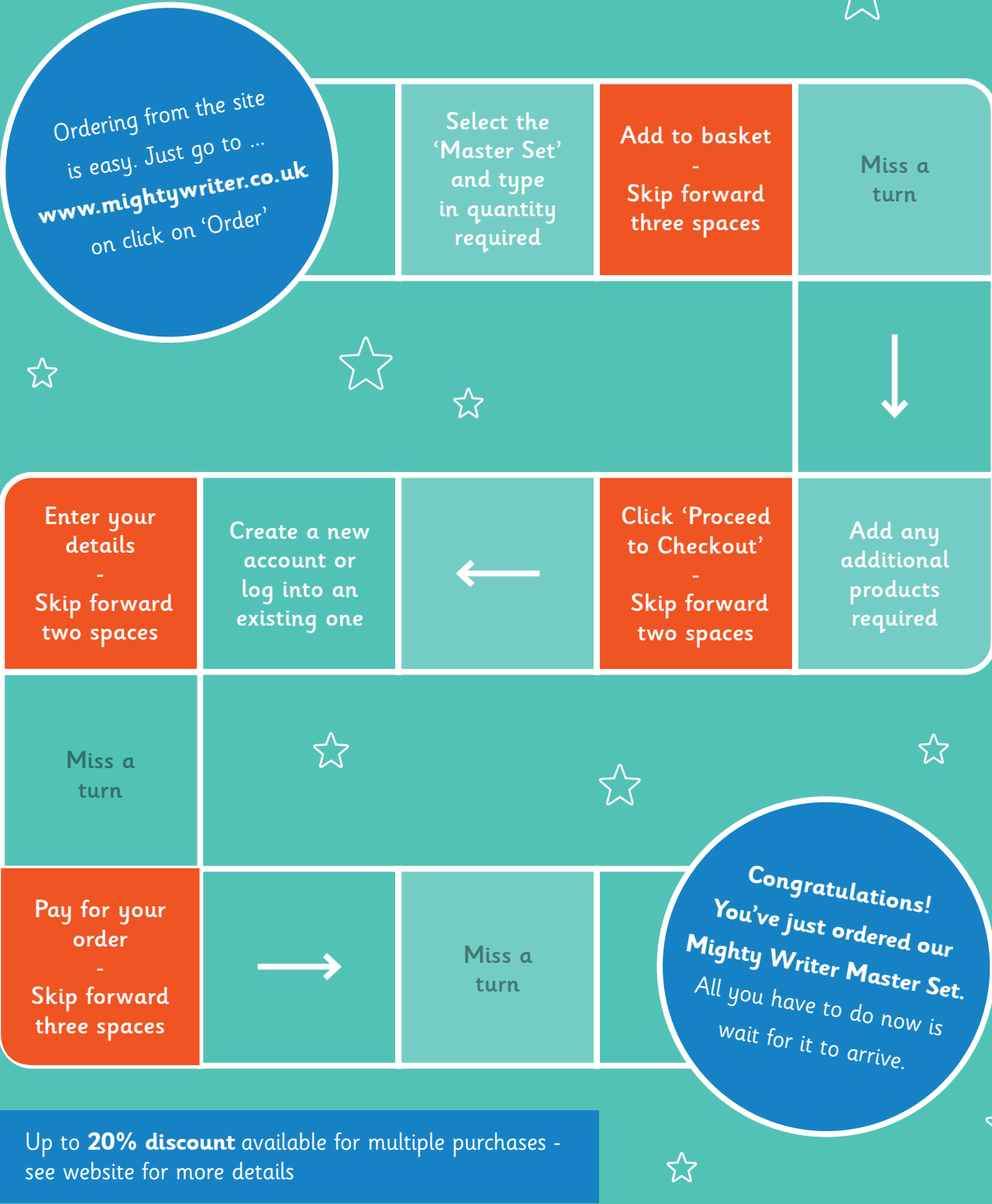
Children chosen to retell the story to the class either following their plans or recalling from memory. You can begin to remove some sentences from the main mat to see if they can do it from memory. Children can go on to writing the story using their plans. Do this in a follow up lesson if appropriate.



# Mighty Writer Prices

	<b>Mighty Writer Master Set</b>	Complete set incl master mat, toolbars, sentence mats and 246 tiles incl 88 standard images.	£486
	<b>Real Life Toolbar</b>	44 themed image tiles and colour coded toolbar mat 136x13cm.	£59.99
	<b>Fantasy Toolbar</b>	44 themed image tiles and colour coded toolbar mat 136x13cm.	£39.99
	<b>Space Toolbar</b>	44 themed image tiles and colour coded toolbar mat 136x13cm.	£39.99
	<b>Little Red Hen Toolbar</b>	44 themed image tiles and colour coded toolbar mat 136x13cm.	£24.99
	<b>Goldilocks Toolbar</b>	44 themed image tiles and colour coded toolbar mat 136x13cm.	£24.99
	<b>Jack and the Beanstalk Toolbar</b>	44 themed image tiles and colour coded toolbar mat 136x13cm.	£24.99
	<b>Three Little Pigs Toolbar</b>	44 themed image tiles and colour coded toolbar mat 136x13cm.	£24.99
	<b>Hanging Symbol Mobile Set</b>	Hanging verb/adverb/adjective symbols with descriptions to hang from ceiling.	£24.99
	<b>300 "I'm a Mighty Writer" stickers</b>	Removable stickers to reward children.	£9.99

# How to order your Mighty Writer



We accept online payments via SagePay, including MasterCard, Discover, VISA, Amercian Express and PayPal.



# What The Press Said



"An impressive new classroom must-have."

"Mighty Writer is invigorating."

"This is a very well-equipped and top-quality resource."

"It's definitely a resource that will enable and support children of all abilities."



"What Mighty Writer does, and does swimmingly, is equip teachers with everything to demonstrate each part of the writing process."

"What is reassuring is that the resource has been tried and tested and it has been very successful across a number of schools."

"Mighty Writer is what primary teaching is all about: sleeves rolled up, hands-on, playing with language and getting linguistically muddy so children can experience the different textures of words."



**Results  
Guaranteed**

Emma's training for Mighty Writer is fast and easy in a series of short videos at [www.mightywriter.co.uk](http://www.mightywriter.co.uk)

Themed image toolbars and hanging mobiles of symbols are also available.



#MightyMission



**Mighty Writer**

Transforms children's literacy almost overnight

[www.mightywriter.co.uk](http://www.mightywriter.co.uk)