



Mighty Writer

Mighty Writer -- Teacher's Guide --



Transforms children's literacy
almost overnight




EDUCATION RESOURCES AWARDS



'BEST PRIMARY
RESOURCE'



Contents



Introducing Mighty Writer

Mighty Writer transforms children's literacy almost overnight – enabling children of all ages and abilities to become independent, confident and capable writers.



It complements existing teaching techniques, allowing teachers to support and nurture their pupils to develop core skills of speaking, creating and structuring sentences and writing in a range of genres. Unique in its fun approach to teaching complex ideas, children will gain confidence with ease.



Mighty Writer is designed to be used across year groups throughout reception, year 1 and year 2, to promote a consistent approach to learning to write. It is also an excellent learning tool for those who have English as an Additional Language (EAL) or Special Educational Needs (SEN), and can be used for intervention up to year 7.



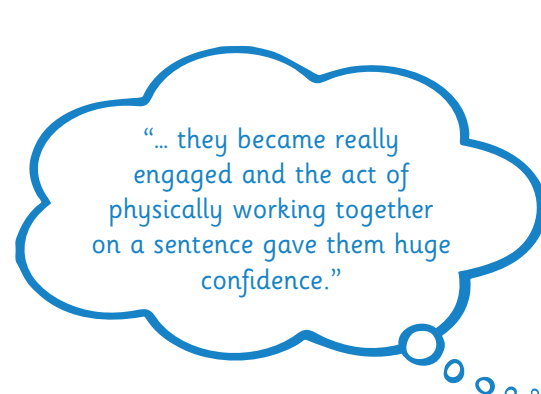


What does Mighty Writer do?

Mighty Writer simplifies the process of learning to write.

Making complex ideas such as punctuation, vocabulary and sentence structure completely straightforward and interesting, children are more motivated than ever to learn.

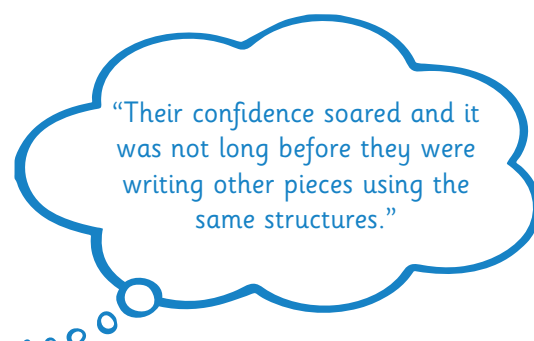
This process leads to becoming a competent, confident and independent writer, with promise for long-lasting progress and achievement in literacy.



"... they became really engaged and the act of physically working together on a sentence gave them huge confidence."




Sarah Booker, Optimus Education



"Their confidence soared and it was not long before they were writing other pieces using the same structures."

It really does transform children's literacy – almost overnight!



How does Mighty Writer work?

Mighty Writer is both a physical and visual resource, which makes it incredibly engaging in the classroom.

Initially, children can create a story using the image tiles alone. As confidence develops, sentence mats can be introduced.

Teachers can then demonstrate the use of sentence openers, conjunctions and punctuation. In addition, symbols to represent adjectives, emotions, verbs and adverbs allow children to visually digest the markers of good grammar.

Adding arrows between sentences will give them a natural flow, while children can be encouraged to revisit, amend and improve the story as many times as necessary. The omission of pens and pencils gives children the security to try new ideas and practice new skills; there's no off-putting level of permanence.



Sentence Mats



Image Tiles



Punctuation

However
Suddenly

Sentence Starters

This kinaesthetic method of learning helps to easily ingrain complex practices. It becomes immediately obvious when children pick up their pencils to transcribe; the tactile nature of what they have learned will make grammar, punctuation and sentence structure blissfully simple to remember.

The result? Enthusiastic learners who are keen to write, with their work demonstrating comprehensive understanding.



Verbs



Adverbs



Adjectives

For more information on how to put Mighty Writer together and how to implement the resource in your classroom, take a look at the instruction guides on our website.




What's in the Mighty Writer set?


The Mighty Writer set is centred around a large mat, that can either be laid on the floor, or hung on the wall, making it easy for children to gather around and use as a group.

"Easy to use and set up...
a very appealing resource."

2016 Primary Teacher Awards –
Silver Award Winner



Toolbars are attached to the outside edges of the mat, which are filled with helpful tiles to illustrate stories and sentence structure. The right toolbar contains punctuation, and the left contains sentence openers and conjunctions.



The top toolbar has colourful tiles depicting locations, living things, objects and environments. To further possibilities even more, extra themed toolbars can be purchased separately and interchanged - or even mixed together!

Remember, all our CPD training is **free for life**. We are here to help your team achieve their literacy goals.

There are a few options:

1. There is a professional recording of Emma's training your team can watch anytime!
2. We can set up a live session if you prefer! Just let us know what time and day is preferred.
3. Or schools often do a hybrid, where they watch the recording, and we set up a live Q and A session for them.

[Head to our website to watch the videos now!](https://www.mightywriter.co.uk/training-video)

<https://www.mightywriter.co.uk/training-video>



You can get everything you need for £24.95 per classroom per month. That's less than £1 per child!

Purchase Here!



We believe that every child should have the opportunity to become an independent, confident and capable writer.

Imagine a future where the challenging process of learning to write is embraced and enjoyed by all children; complete with equal access to inspiring resources, which teachers are excited to use.

Mighty Writer allows pupils of all abilities to engage with complex literacy skills; developing competence earlier, faster and with greater enthusiasm.

Together we can write a stronger academic future for every child.



Our Mission

We are on a #MightyMission - to transform the literacy of every child on the planet, reaching at least 1 million children by 2023!

We are already on our way to achieving this dream - tens of thousands of children across Europe, Africa, Asia and beyond are improving their literacy skills using Mighty Writer in their classrooms.

Our mission could revolutionise how literacy is taught in your school. Don't just take our word for it – check out the testimonials on our website!



Mighty Impact



"Teachers report a 78% increase in SIMD 1 and 2 children's confidence and ability in writing since the introduction of Mighty Writer in P1/2 and P3/4"

Clare Deas, Head Teacher, Bridgend Primary School West Lothian Scotland



"I just wanted to feed back to you how brilliant Mighty Writer is. It is so motivating and the children are completely engaged, using the symbols to create some superb extended sentences and highlighting the different parts of sentence structure. One child said "I want to be a story writer", that says it all. Great find!"

Year 2 Teacher, Nottingham High School



"We love it! The staff said only yesterday that they did not know how they taught without it! The impact has been immediate and to be fair the children have quickly become more engaged in writing!"

Carolyn Hookes-Gosney, Head of Pre-Prep, Barfield School



"My kids love Mighty Writer! Those that once dreaded writing LOVE writing now!"

Teacher, Murrayfield Primary



"I like it because it's about storytelling class like storytelling."

Adam, Aged 4



"With many international new arrival children, this is a key resource for building children's writing confidence and they really enjoy the visual aspect. A small investment that is certainly going a long way."

Jo Lindon, Head Teacher,
Heathfield Primary School



"The Year 1 teachers have started using the mats and in just 2 weeks we have already seen an improvement in the children's writing, especially the boys!"

Emma Foyle, Deputy Headteacher, Stourfield Infant
School, Bournemouth



"I really like changing my story round and adding different bits to it. I found it easy to write my story afterwards."

Julianna, Aged 6



"My daughter...keeps telling me about Mighty Writer. She loves it - so much so she is asking Father Christmas for one!"

Ms Hurst, Parent

Click here to view
our video testimonials
on the website!



Why your school should invest in Mighty Writer

An investment in Mighty Writer can be a one off payment or a direct debit, which will make a significant, long-term impact on literacy in your school, without the need for costly staff training. Instead, the kit will complement the existing expertise of your teachers, allowing for an almost immediate improvement in pupils' ability and enthusiasm to write.



The Mighty Writer resource allows for continuous improvement in the literacy of individual children, thanks to its versatile ability to scale the required knowledge base up or down, dependent on the task at hand. For this reason, Mighty Writer is particularly effective in engaging even the most reluctant writers, as well as children who use English as a second language, without failing to challenge the most able in the class.





A Mighty Writer Lesson Plan - Retelling A Known Story


Mighty Writer will actively enhance teaching of the National Curriculum, thanks to its power to aid children in their understanding of grammar and knowledge of linguistic conventions. Similarly, the resource will accommodate clear, accurate and coherent writing, with language adapting to a range of contexts. In addition, the communal nature of Mighty Writer will enable children to use discussion as they learn, contributing to the transcription and composition skills which are integral to the study of writing in Key Stage 1 and 2.



The benefits of Mighty Writer don't stop there; it can even help with your Ofsted rating. As part of the criteria for an 'outstanding' school, inspectors will look for pupils that are confident, self-assured learners, as well as teachers who provide adequate time for children to embed knowledge and understanding of skills; both of which are easily provided by use of the Mighty Writer resource. Similarly, the impact of Mighty Writer will allow your school to clearly demonstrate support for improving children's literacy, while having confidence in the positive feedback from pupils themselves.

"So impressed with our first few days of Mighty Writer. The engagement was through the roof."

Rachel Brabban, Deputy Head and EYFS Teacher, Stanley Crook Primary



Learning Objectives

- To become very familiar with key stories, fairy stories and traditional tales, retelling them and considering their particular characteristics.
- To plan or say out loud what they are going to write about.
- To compose a sentence orally before writing it.
- To sequence sentences to form short narratives.
- To re-read what they have written to check that it makes sense.
- To discuss what they have written with the teacher or other pupils.
- To write down ideas and/or key words, including new vocabulary.
- To encapsulate what they want to say, sentence by sentence.



Resources

Mighty Writer mat with relevant toolbars. Mighty Writer plans (differentiated)

Shared Reading/Writing

Talk to the children about the story they have heard. Recall the main events.

Explain to children we will use Mighty Writer to retell the story.

Work through the story from the beginning starting with the green sentence mat and choosing the relevant connectives, images and punctuation to sequence the story. Link the sentence mats with arrows to show the correct sequence. As you complete each sentence go back and retell it so children retain and become increasingly familiar with the detail of the retelling. As you go through the story ask questions such as;

Ask questions such as;
Who were the main characters?
Can you remember what happened at the beginning/middle/end?
What was your favourite part of the story? Why?

What happened next?

How do I know when to use the orange/red mats to represent the middle/end of the story?


Work with the children to choose which words are represented with an image to enable recall of each individual sentence. You can use blank tiles to add in more images to the retelling.

Once the retelling is complete retell the whole story. Use actions for key words as you may normally do to support children to retain the detail and order. Do this several times until children are confident.



Shared Sentence/ Word Work

Talk to children during the retelling about words used to describe key characters and events and how these could be represented or remembered. Eg. Use a blank tile to write a key word above a sentence, use a face to represent a particular feeling.



The Mighty Writer Story

Guided Group Tasks

Retell story in a small group. Can children recall from memory without referring to Mighty Writer mat? Children use own Mighty Writer plans to work individually to plan own retelling with support from teacher.

Independent Activities

Use own Mighty Writer plans to retell story independently either individually or in pairs. Practice retelling and checking for sense.

Extension Activities

Children can be encouraged to add increasing detail to their own retellings through their own choice of words, images and punctuation to help them recall and retain their ideas.

Plenary

Children chosen to retell the story to the class either following their plans or recalling from memory. You can begin to remove some sentences from the main mat to see if they can do it from memory. Children can go on to writing the story using their plans. Do this in a follow up lesson if appropriate.



Learning Outcomes

- ✓ Can retell and talk about key stories.
- ✓ Can talk about and plan a retelling in sequence.
- ✓ Can check plan makes sense.
- ✓ Can follow plan to write story.

For instruction guides, training videos, worksheets and more lessons plans, check out the Teacher Zone on our website!



Mighty Writer

Mighty Writer is the brainchild of husband and wife team, David and Emma Ralph. Emma was an Assistant Head Teacher at a primary school, where she helped to improve the school's literacy standards.

During her 17 years as a teacher, Emma gained a wealth of knowledge and expertise with regard to how children learn, and her particular passion was teaching literacy.

This was how Emma came to spot a gap in the market; there were no literacy resources available which taught children the fundamentals of punctuation, vocabulary and sentence structure in a visual, fun and engaging way, like she did in her own classroom.

So Emma, along with her husband David, an experienced business director in the manufacturing and operations sector, set about creating their own resource.



It took two years, a lot of hard work and cuttings on the dining room floor, but they finally had their eureka moment – Mighty Writer was born!

Over the next 18 months they tested Mighty Writer in schools under a protocol to measure the children's improvement. The results were incredible; in pre-launch tests, teachers scored Mighty Writer an overall 9.7 out of 10 for helping children to learn vital literacy lessons.


Once the mat was in production, the word soon spread between schools, and more and more children began to benefit from Mighty Writer.

Well-known children's authors including Alan Durant, Steve Bowkett and Wes Magee have all backed the resource. We've also had brilliant reviews from Optimus Education and Teach Primary magazine (see back cover for full review).

In addition, Mighty Writer received the Silver Award in the 2016 Primary Teacher Awards and was recognised as the Best Primary Resource at the 2018 Education Resources Awards.

Mighty Writer is now being used in 43 countries, in over 1,000 schools, helping over 200,000 children learn how to write.

Nowadays, Emma spends a lot of her time looking after the rest of the Mighty Writer team: their son William and their new twins, Amelie and Sophia. You might have met David at one of the education events that he regularly attends to demonstrate the impact of Mighty Writer.



Teach Primary Review



If a fortune teller told me: "I see a large blue mat surrounded by excited children," I'd have guessed she was describing one of my chaotic PE lessons. But what my future actually holds in store is an impressive new classroom must-have called Mighty Writer, a pioneering resource designed to help children develop core speaking and story-writing skills.

Mighty Writer centres on a mat, which acts as a huge visual aid for building sentences and stories. You and the children are gathered around it on the floor, meaning interactions are far more personal, natural and dynamic. Decisions and choices can be made collaboratively and it focuses attention on the teaching and learning of composition. The mat enables children to create or recount their own stories, using the mat as a canvas and a number of detachable toolbars (good-old Velcro) that contain punctuation, sentence openers, conjunctions and themed images linked to a variety of topics to kickstart children's imaginations. A standard Mighty Writer set contains illustrations of various locations, living things, objects and environments, and more themes can be bought separately. Image toolbars include Real Life, Fantasy, Space, Three Little Pigs, Goldilocks, Little Red Hen and Jack and the Beanstalk. There are also hanging mobiles of the symbols available too.

What Mighty Writer does is equip teachers with everything needed to demonstrate each part of the writing process. You can therefore direct and control the type and number of images within a toolbar, as well as things like the amount of sentence openers to be included, and then model the writing process. Children aren't passive observers either, they can place images, words and punctuation, and rich discussions can take place based on their choices. The beauty of this resource is that children can see how the component parts of a sentence join together, how they can be changed and what options they have.





Help is also at hand on the Mighty Writer's website, where you'll find the Teacher Zone containing instruction guides, a curriculum reference sheet, 14 training videos and 22 Mighty Writer plans. Plus, there are nine lesson plans, including modelling a story, creating a beginning, creating a sentence and using a feely bag. The plans are no more than a couple of pages and focus on what you need to know, with ideas for shared work, group and individual tasks and extension activities.

Mighty Writer works on so many levels. For starters it is a tactile resource so children are in there, part of it, using it. But it's also engaging because it is colourful and this invites children in to splash around and make waves in their speaking and writing. This is also a very easy resource to set up and use, so it can slip into other lessons and complement other techniques and strategies. It lets children see first-hand how you write, what decisions you make with word choice and content, and it makes the writing process less intimidating.

The focus is more on quality than on quantity, and it's definitely a resource that will enable and support children of all abilities to become independent, self-assured and accomplished writers of both fiction and non-fiction. What's reassuring is that Mighty Writer has been very successful across a number of schools. Feedback has detailed accelerated improvement in writing sentences, use of punctuation and children being more confident in crafting stories. It's a very clever resource that promotes a vibrant writing workshop mentality. It is a very well-equipped and top-quality resource that you will use for years and years to come, so it is excellent value when you think long-term.



John Dabell



Have a word

While the standard of writing in schools has improved in recent years it still lags 20 per cent behind reading at all key stages. Why is this? Perhaps it's because we focus far too much on the end-product, rather than the process, of writing. Mighty Writer, however, is what primary teaching is all about: rolling your sleeves up and playing with language in a hands-on way, and letting children experience the different textures of words. It's a resource to explore and discover, where they can have more of an authentic connection with words in order to build stories.



Mighty Writer
Master Set

Complete set incl master mat, toolbars, sentence mats and 246 tiles incl 88 standard images.



Real Life
Toolbar

88 real life themed image tiles and 2 colour coded toolbar mats.



NEW! Journeys
Toolbar

44 Journeys themed image tiles and colour coded toolbar mat.



NEW! Around the
World Toolbar

44 Around the World themed image tiles and colour coded toolbar mat.



Mini Beasts Toolbar

44 mini beast themed image tiles and colour coded toolbar mat.



Seaside
Toolbar

44 seaside themed image tiles and colour coded toolbar mat.



Fantasy
Toolbar

44 fantasy themed image tiles and colour coded toolbar mat.



Space
Toolbar

44 space themed image tiles and colour coded toolbar mat.



Little Red Hen
Toolbar

22 Little Red Hen themed image tiles and colour coded toolbar mat.



Goldilocks Toolbar

22 Goldilocks themed image tiles and colour coded toolbar mat.



Jack and the
Beanstalk Toolbar

22 Jack and the Beanstalk themed image tiles and colour coded toolbar.



Three Little
Pigs Toolbar

22 Three Little Pigs themed image tiles and colour coded toolbar mat.