



Mighty Writer



Mighty Writer -- Teachers Guide --

Assembly video available at
www.mightywriter.co.uk



Check out the Teach Primary
Product Review on our website



teach
PRIMARY
Challenging schools from the UK's top education schools

Teach
**Reading
& Writing**
BRILLIANT READERS FOR LITERACY ACROSS THE CURRICULUM

An award-winning
breakthrough in
teaching children to
write



Contents

- 02. **Introducing Mighty Writer**
- 03. **What is Mighty Writer?**
- 06. **Who created Mighty Writer?**
- 07. **The Journey So Far**
- 08. **Mighty Writer – Vision and Mission**
- 09. **What teachers say about Mighty Writer**
- 10. **What children say about Mighty Writer**
- 11. **Why should your school invest in Mighty Writer?**
- 12. **How does Mighty Writer support the National Curriculum Goals for Literacy?**
- 13. **A Mighty Writer Lesson Plan**
- 15. **Mighty Writer Prices**
- 16. **How to order your Mighty Writer**

Introducing Mighty Writer

Mighty Writer transforms the way children learn to write - enabling children of all ages and abilities to become independent, confident and capable writers.



Mighty Writer complements existing teaching techniques, allowing teachers to support and nurture their pupils to develop the core skills of speaking, story planning and writing. It supports the teaching of both fictional and non fictional writing. It is also an excellent learning tool for those who have English as an Additional Language (EAL) or Special Educational Needs (SEN).



What is Mighty Writer?



Mighty Writer simplifies the traditionally complex process of learning to write. It does so in a manner that inspires children of all abilities; nurturing the skills of speech, story planning and writing.

In pre-launch tests, teachers scored Mighty Writer an overall 9.7 out of 10 for helping children to learn vital literacy lessons:



Have the children made significant progress?



How engaged are the children?



Are the children interacting?



Does Mighty Writer encourage the children to speak?



Are the children keen to write their sentences on paper?

Teachers reported great enthusiasm about the progress of children, including significant improvement in writing sentences and use of punctuation. Children started creating more complex stories, transforming reluctant writers into those who avidly enjoyed the process.

Contents

The Mighty Writer process is one centred on a mat that enables children to create or recount their own stories. Around its perimeter are various toolbars, each contributing to the make-up of the tale. The right toolbar contains sculpted punctuation, the left sculpted sentence openers and conjunctions.

The accompanying top tool bars house images linked to a variety of topics and themes, aiding teachers throughout the academic year. A standard set is made-up of illustrations depicting locations, living things, objects and environments. Extra themed images on

toolbars can be purchased separately. Other topics and themes will be available depending on demand.

Significantly, Mighty Writer equips teachers to demonstrate each part of the writing process – whether it be retelling, planning, editing or creating. They control the type and amount of images within the toolbar, as well as the number of sentence openers, conjunctions and symbols to be included at any stage. A visual aid, Mighty Writer helps teachers focus their teaching accordingly.

Process

Just how Mighty Writer is introduced will be dependent on the ability of the child. Some may be encouraged to begin creating a story map of images alone, introducing sentence mats gradually. Over time however they will form structured sentences which grow in complexity as and when their skills develop.

The sentence mats themselves are sculpted to fit the words at hand. Sentence openers, conjunctions and punctuation form scaffolding around each sentence, underlining the need for good grammar. Additional symbols come in the shape of adjectives, emotions, verbs and adverbs and these tiles can be placed anywhere on the mat, allowing a story to flow with the use of arrows between sentences.

Every child will ultimately build a story sentence by sentence, all with a coherent structure.

Thereafter they are encouraged to revisit, amend, improve and expand the story as much as possible.

The Mighty Writer approach is a visual one, ensuring it is fun and easy to use. That enjoyment will reap instant rewards, as children create stories that not only boast a comprehensive structure but make sense and flow as intended. They can retell their story as many times as they need to - or the teacher feels necessary - until they feel completely at ease with it.

Transcribing

Once a story is laid out in pictorial form the next step is to transcribe it. The aforementioned scaffolding that surrounds each sentence will allow children to transcribe very easily – all whilst using sentence openers, capitals, conjunctions, adjectives, verbs and punctuation correctly.

To enable pupils to work both individually or in pairs, Mighty Writer invites teachers to print off headed A3/A4 Mighty Writer plans. Every sheet contains a series of sentences printed upon it, complete with a symbol key that allows children to create stories in the same manner, and with the same symbols, as they do the main mat. Most importantly, these are differentiated to meet the requirements of different learners.




Who created Mighty Writer?

Our Story

Emma Ralph BA Hons QTS

Up until very recently Emma was an Assistant Head Teacher at a primary school where she was charged with the driving up of school standards. Her areas of responsibility included management of Foundation Stage and Key Stage 1 (4-7 year olds), Special Educational Needs Coordinator (Senco) and as part of the management team overseeing and coordinating the work of Teaching Assistants (TA's) and organising Professional Development for all staff.

Her teaching career has spanned 17 years and during that time she has gained a wealth of knowledge and expertise with regard to how children learn, teaching and management and implementing effective changes to ensure the raising of standards.



Her area of expertise is literacy and she has a qualification in teaching children to read and write in order to excel their progress.

David Ralph MBA MSc

David has a background in improving company performances through the effective development of people and processes in the manufacturing and operations sector where he has had a series of successful directorships in transforming roles. During this period he has been a great advocate of the use of mind maps and how the brain can use images as an incredibly powerful tool to create, structure and recall stories. These were seeds of an idea that became Mighty Writer.



The Journey So Far

Passionate about developing people

In the separate careers of Emma and David, they have both remained passionate about developing the people in their care to their maximum ability. Emma, in her role as an Assistant Head Teacher of a Primary School, saw the need for a resource that would allow children to achieve their writing potential. David has previously set up successful cultures of empowerment that have turned organisational performance around. Their skills complimented

one another and they realised they could make a significant difference to children's writing by designing and manufacturing their own teaching resource.

Over the next two years and after much hard work, heartache and cuttings on the dining room floor, they finally had their "Eureka" moment.

Mighty Writer was born!

Over the next 18 months they tested Mighty Writer on individual children and in schools across the south of England under a protocol to measure children's improvement using a prototype version of the resource. **They had incredible results.** In pre-launch tests, teachers scored Mighty Writer an overall 9.7 out of 10 for helping children to learn vital literacy lessons:

Have the children made significant progress? - 10/10

How engaged are the children? - 9.8/10

Are the children interacting? - 9.6/10

Does Mighty Writer encourage the children to speak? - 9.9/10

Are the children keen to write their sentences on paper? - 9.6/10

Teachers reported great enthusiasm about the progress of children, including significant improvement in writing sentences and use of punctuation. Children started creating more complex stories, transforming reluctant writers into those who avidly enjoyed the process.

Independent and well known children's authors including Alan Durant, Steve Bowkett and Wes Magee have endorsed the learning resource. In fact Alan Durant and his wife were so excited by the project that his wife trialled it in her school where she is a teacher and reported that it made a real difference.

Mighty Writer – Vision and Mission

Transforming children's writing

Our Vision

To develop a teaching resource that will enable young children to become independent and capable writers. We want to provide a very clear foundation for learning processes in schools and encourage the acceleration of individual children's progress.

Mighty Writer is targeted at pre and primary schools and homes, simplifying the complex process of learning to write and enthusing children of all ages and abilities.

Our Mission

To introduce Mighty Writer to all Primary Schools and to produce an extensive range of resources to support teachers, parents and Education Advisors in the improved teaching of speaking, writing and storytelling.

We want Mighty Writer to contribute to the improvement of Literacy in the National Curriculum and to encourage greater sharing and discussion of best practice in our schools.

What teachers say about Mighty Writer

Mighty Writer works in conjunction with existing teaching techniques



Incorporating Mighty Writer into lesson planning does not cause an increased workload



There are no other resources like Mighty Writer available on the market



It is suitable for a wide range of ages and abilities



It is a flexible resource that can cover multiple genres including non-fiction, poetry etc.



Mighty Writer is an excellent teaching and learning resource for children with Special Educational Needs (SEN)



It can be tailored to support children with English as an additional language (EAL)



What children say about Mighty Writer

It makes learning
to write easier


It is interesting
to use

My whole class can
use it to help us
understand how to
write

Creating stories
is fun

It is easy to see how
sentences are made

It is fun, colourful
and creative



Why should your school invest in Mighty Writer?

Brand new, innovative and multisensory resource

Proven to significantly enhance children's progress in writing

Comprehensive, whole school approach building a sound understanding of how to be a writer

Engages and motivates children of all abilities to acquire understanding and apply skills effectively

Simplifies the teaching of writing



How does Mighty Writer support the National Curriculum Goals for Literacy?

Visualises the different parts of speech to develop sentence construction

Able to cover many objectives simply and effectively with everything in one place

Engages children in each step of the writing process from speaking in sentences to the written completion of whole stories and recounts

Enables children to internalise and apply a wide range of speaking and listening, reading and writing concepts and skills



A Mighty Writer Lesson Plan - Retelling A Known Story

Learning Objectives

- To become very familiar with key stories, fairy stories and traditional tales, retelling them and considering their particular characteristics.
- To plan or say out loud what they are going to write about.
- To compose a sentence orally before writing it.
- To sequence sentences to form short narratives.
- To re-read what they have written to check that it makes sense.
- To discuss what they have written with the teacher or other pupils.
- To write down ideas and/or key words, including new vocabulary.
- To encapsulate what they want to say, sentence by sentence.



Learning Outcomes

- Can retell and talk about key stories.
- Can check plan makes sense.
- Can talk about and plan a retelling in sequence.
- Can follow plan to write story.

Resources


Mighty Writer mat with relevant toolbars. Mighty Writer plans (differentiated)

Shared Reading/Writing

Talk to the children about the story they have heard. Recall the main events.

Ask questions such as;

- Who were the main characters?
- Can you remember what happened at the beginning/middle/end?
- What was your favourite part of the story? Why?



Explain to children we will use Mighty Writer to retell the story.

Work through the story from the beginning starting with the green sentence mat and choosing the

relevant connectives, images and punctuation to sequence the story. Link the sentence mats with arrows to show the correct sequence. As you complete each sentence go back and retell it so children retain and become increasingly familiar with the detail of the retelling.

As you go through the story ask questions such as;

What happened next?

How do I know when to use the orange/red mats to represent the middle/end of the story?

Work with the children to choose which words are represented with an image to enable recall of each individual sentence. You can use blank tiles to add in more images to the retelling.

Once the retelling is complete retell the whole story. Use actions for key words as you may normally do to support children to retain the detail and order. Do this several times until children are confident.

Shared Sentence/ Word Work

Talk to children during the retelling about words used to describe key characters and events and how these could be represented or remembered. Eg. Use a blank tile to write a key word above a sentence, use a face to represent a particular feeling.

Guided Group Tasks

Retell story in small group. Can children recall from memory without referring to Mighty Writer mat? Children use own Mighty Writer plans to work individually to plan own retelling with support from teacher.

Independent Activities

Use own Mighty Writer plans to retell story independently either individually or in pairs. Practice retelling and checking for sense.











Extension Activities

Children can be encouraged to add increasing detail to their own retellings through their own choice of words, images and punctuation to help them recall and retain their ideas.

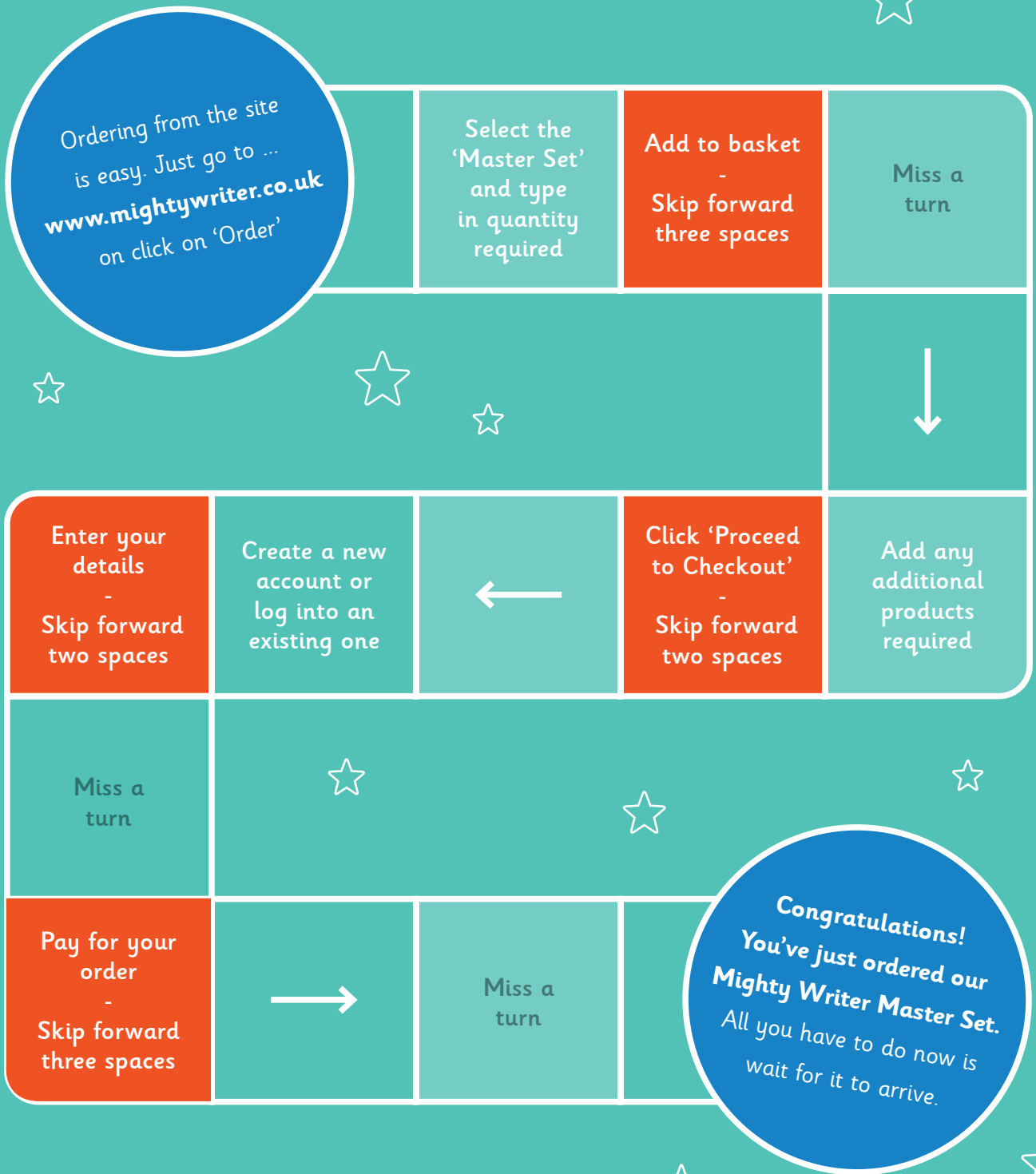
Plenary

Children chosen to retell the story to the class either following their plans or recalling from memory. You can begin to remove some sentences from the main mat to see if they can do it from memory. Children can go on to writing the story using their plans. Do this in a follow up lesson if appropriate.

Mighty Writer Prices

	Mighty Writer Master Set	Complete set incl master mat, toolbars, sentence mats and 246 tiles incl 88 standard images.	£44.99
	Real Life Toolbar	44 themed image tiles and colour coded toolbar mat 136x13cm.	£59.99
	Fantasy Toolbar	44 themed image tiles and colour coded toolbar mat 136x13cm.	£39.99
	Space Toolbar	44 themed image tiles and colour coded toolbar mat 136x13cm.	£39.99
	Little Red Hen Toolbar	44 themed image tiles and colour coded toolbar mat 136x13cm.	£24.99
	Goldilocks Toolbar	44 themed image tiles and colour coded toolbar mat 136x13cm.	£24.99
	Jack and the Beanstalk Toolbar	44 themed image tiles and colour coded toolbar mat 136x13cm.	£24.99
	Three Little Pigs Toolbar	44 themed image tiles and colour coded toolbar mat 136x13cm.	£24.99
	Hanging Symbol Mobile Set	Hanging verb/adverb/adjective symbols with descriptions to hang from ceiling.	£24.99
	300 "I'm a Mighty Writer" stickers	Removable stickers to reward children.	£9.99

How to order your Mighty Writer



We accept online payments via SagePay, including MasterCard, Discover, VISA, American Express and PayPal.



What The Press Said



“An impressive new classroom must-have.”

“Mighty Writer is invigorating.”

“This is a very well-equipped and top-quality resource.”

“It’s definitely a resource that will enable and support children of all abilities.”



“What Mighty Writer does, and does swimmingly, is equip teachers with everything to demonstrate each part of the writing process.”

“What is reassuring is that the resource has been tried and tested and it has been very successful across a number of schools.”

“Mighty Writer is what primary teaching is all about: sleeves rolled up, hands-on, playing with language and getting linguistically muddy so children can experience the different textures of words.”



Emma's training for Mighty Writer is fast and easy in a series of short videos at www.mightywriter.co.uk

Themed image toolbars and hanging mobiles of symbols are also available.



Mighty Writer

A breakthrough in teaching children to **write!**

www.mightywriter.co.uk